



SUMITOMO MITSUI AUTO LEASING
& SERVICE (THAILAND) CO., LTD

SMAT EV CAR
PACKAGE 1

MG EP



Dimension (Length x Width x Height)
4,544 x 1,818 x 1,543 mm

Arctic white

Metallic grey


Black knight




HIGHLIGHT FEATURES



Entry BEV with big body size and wagon styling that close to sedan driving with bigger space




Performance : Smooth drive and BEV benefit better acceleration and silence



Driving comfort : Comfort suspension that more relaxing and support on road all condition



Luggage space : Based on wagon body type that more space than Sedan, Hatch back and SUV



BATTERY & DRIVING RANGE

- Battery model : Lithium-Ion Battery (LFP) - Module-to-Pack
- Battery capacity : 50.3 kWh
- Maximum range (NEDC) : 380 km
- Battery warranty : 8 years or 180,000 km

4-YEARS LEASING WITH SPECIAL PRICE

15,500 THB/ Month

If you are interested in our services, we cordially invite you to contact our Sales team.

Bangkok : 0-2252-9511 ext. 3

Chonburi : 0-2252-9511 ext. 2310

日本人 : 0-2252-9511 ext. 5206